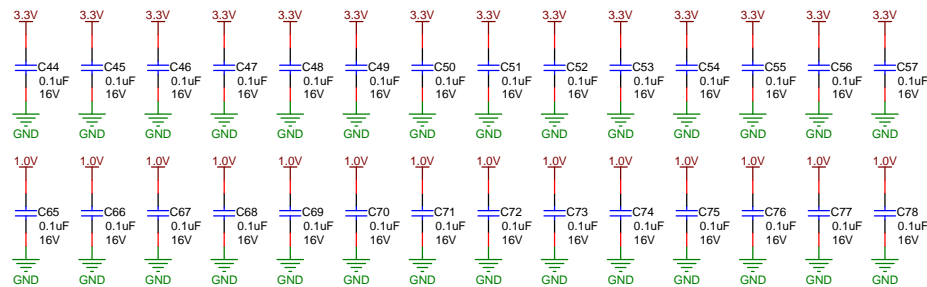
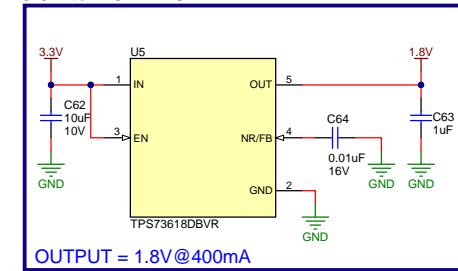


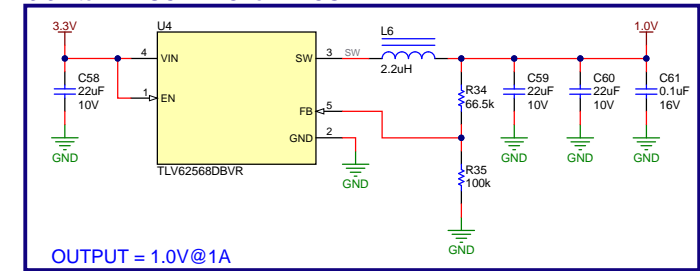
Texas Instruments and/or its licensors do not warrant the accuracy or completeness of this specification or any information contained therein. Texas Instruments and/or its licensors do not warrant that this design will meet the specifications, will be suitable for your application or fit for any particular purpose, or will operate in an implementation. Texas Instruments and/or its licensors do not warrant that the design is production worthy. You should completely validate and test your design implementation to confirm the system functionality for your application.



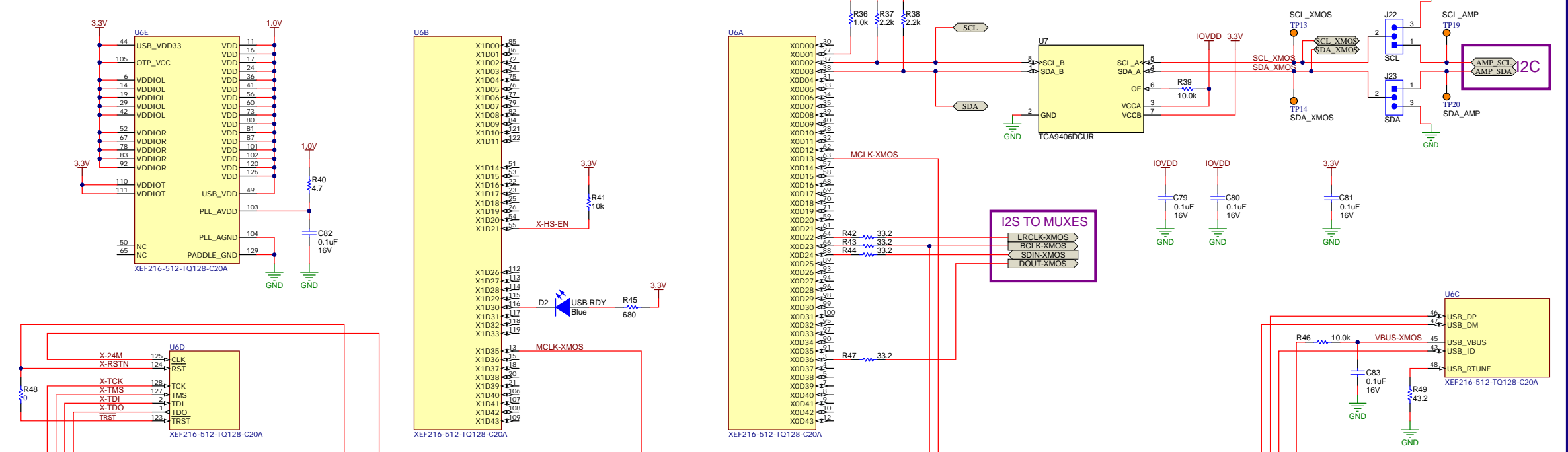
3.3V to 1.8V LDO



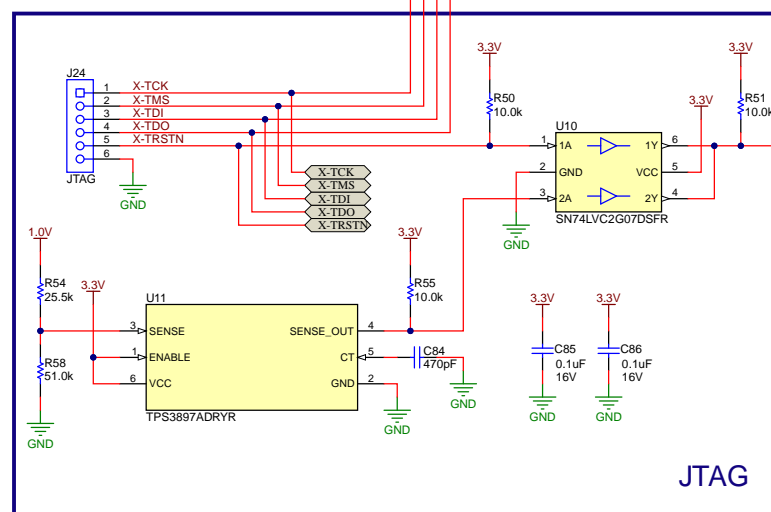
3.3V to 1V BUCK LDO for XMOS



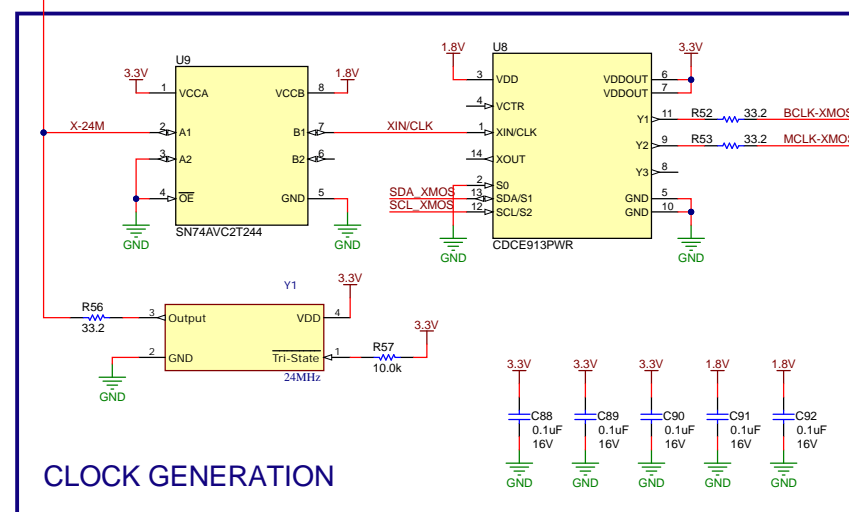
XMOS AND I/Os



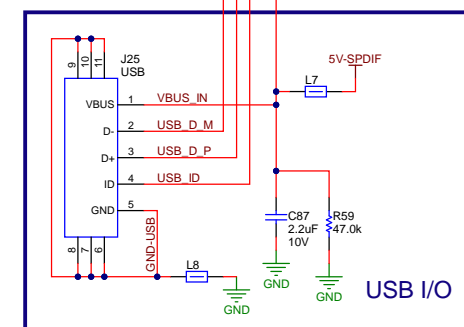
JTAG



CLOCK GENERATION



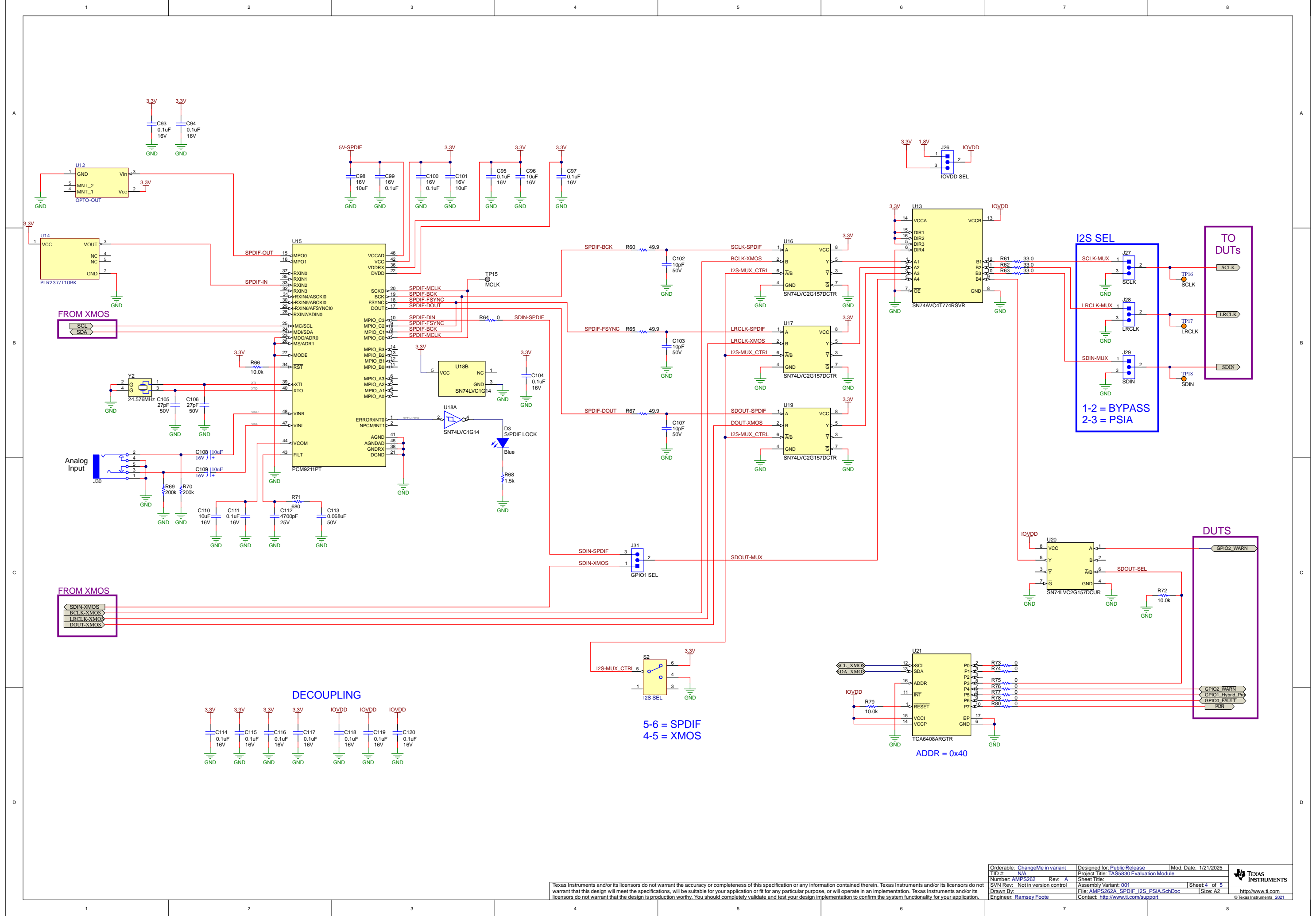
USB I/O



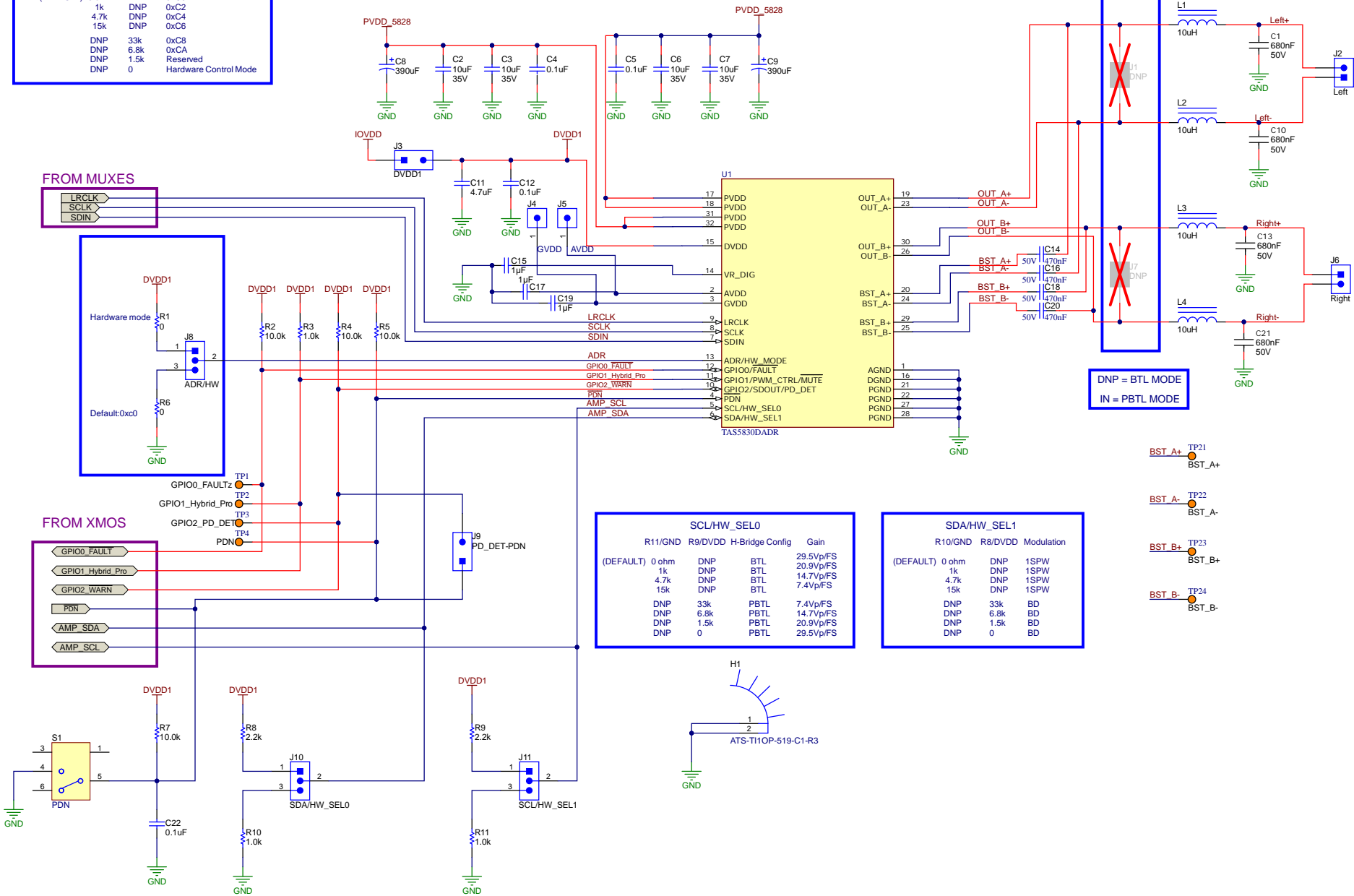
Texas Instruments and/or its licensors do not warrant the accuracy or completeness of this specification or any information contained therein. Texas Instruments and/or its licensors do not warrant that this design will meet the specifications, will be suitable for your application or fit for any particular purpose, or will operate in an implementation. Texas Instruments and/or its licensors do not warrant that the design is production worthy. You should completely validate and test your design implementation to confirm the system functionality for your application.

Orderable: ChangeMe in variant	Designed for: Public Release	Mod. Date: 1/17/2025
TID #: N/A	Project Title: TAS5830 Evaluation Module	
Number: AMPS262	Rev: A	Sheet Title:
SVN Rev: Not in version control	Assembly Variant: 001	Sheet: 3 of 5
Drawn By:	File: AMPS262A_USB.SchDoc	Size: A2
Engineer: Ramsey Foote	Contact: http://www.ti.com/support	http://www.ti.com





I2C Slave Address ADR/HW_MODE PIN				
R6/GND	R1/DVDD	I2C Adr		
(DEFAULT) 0 ohm	DNP	0xC0		
1k	DNP	0xC2		
4.7k	DNP	0xC4		
15k	DNP	0xC6		
DNP	33k	0xC8		
DNP	6.8k	0xCA		
DNP	1.5k	Reserved		
DNP	0	Hardware Control Mode		



Texas Instruments and/or its licensors do not warrant the accuracy or completeness of this specification or any information contained therein. Texas Instruments and/or its licensors do not warrant that this design will meet the specifications, will be suitable for your application or fit for any particular purpose, or will operate in an implementation. Texas Instruments and/or its licensors do not warrant that the design is production worthy. You should completely validate and test your design implementation to confirm the system functionality for your application.

Orderable: ChangeMe in variant	Designed for: Public Release	Mod. Date: 1/10/2025
TID #: N/A	Project Title: TAS5830 Evaluation Module	
Number: AMPS262	Rev: A	Sheet Title:
SVN Rev: Not in version control	Assembly Variant: 001	Sheet: 5 of 5
Drawn By:	File: AMPS262A_TAS5830_IO.SchDoc	Size: A2
Engineer: Ramsey Foote	Contact: http://www.ti.com/support	



© Texas Instruments 2021